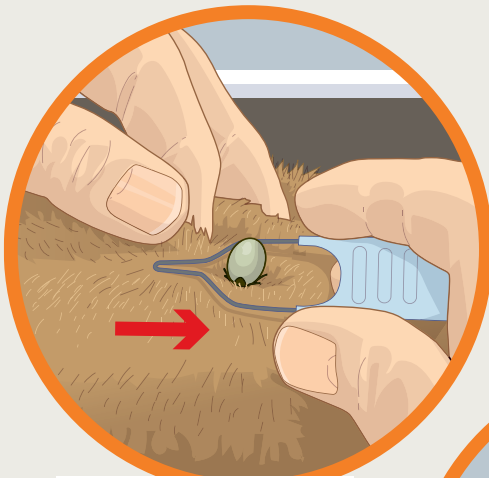


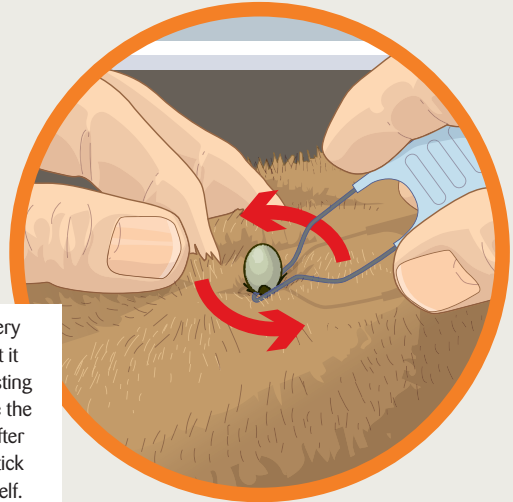


# Remove ticks from your pet


**Ticks are blood-sucking parasites** that can cause soreness and make your pet feel uncomfortable. Infected ticks can also transmit Lyme disease. Dogs and cats spending time in areas of long grass, or where sheep, rabbits and other wild mammals live, are most at risk of picking up ticks. To prevent ticks from becoming a problem, you can treat your cat or dog with Fiproline every four weeks. It's also important to remove ticks as soon as you find them on your pet's skin. Here's how to do it...



**1** Engage a tick hook by approaching the tick from the side – place the hook under the tick's body until it is held.



**2** Lift the hook very lightly and twist it anti-clockwise – twisting clockwise may make the tick dig in deeper. After a few rotations, the tick should detach by itself.



**3** Carefully clean the area of the tick bite and the tick removal tool with antiseptic. Wash your hands thoroughly afterwards. Seek veterinary advice if you're worried that the head of the tick is still embedded.

## DO NOT

Squeeze or pull the tick's body. The head and body could separate, leaving the head embedded in your pet's skin.



Use your fingernails to remove a tick. Infection can enter via any breaks in your own skin.



Squish the tick's body. It could regurgitate infection into the wound.



Try to burn the tick off, or apply petroleum jelly, nail polish or any other chemical. Any of these methods may cause the tick to regurgitate or release infected saliva.

## Help is at hand

### FIPROLINE SPOT ON FLEA & TICK TREATMENT

A range of veterinary-strength formulations for small, medium and large dogs, as well as cats, from £13



### MIKKI TICK PICKER

A handy tool that allows you to remove ticks from your dog's coat quickly and painlessly, £2



### ANIMOLGY FLEA & TICK SHAMPOO

A gentle but deep-cleansing shampoo for dogs with fleas and ticks, £5.50



**STILL NOT SURE?** Ticks can be tricky to remove effectively. If you've never removed one before, or you're worried that you might not do it correctly, call your veterinary surgeon who will be happy to do it for you.